



# Speech Orientation

# Welcome



# Stoa...

“... trains Christian, homeschooled youth  
in speech and debate,  
in order to better communicate  
a biblical worldview.”



# Students...

- 12 – 18 years of age
- From multiple states
- Compete in multiple events including debate
- Improve communication skills
- Develop friendships
- Desire to impact their culture



# Judges...

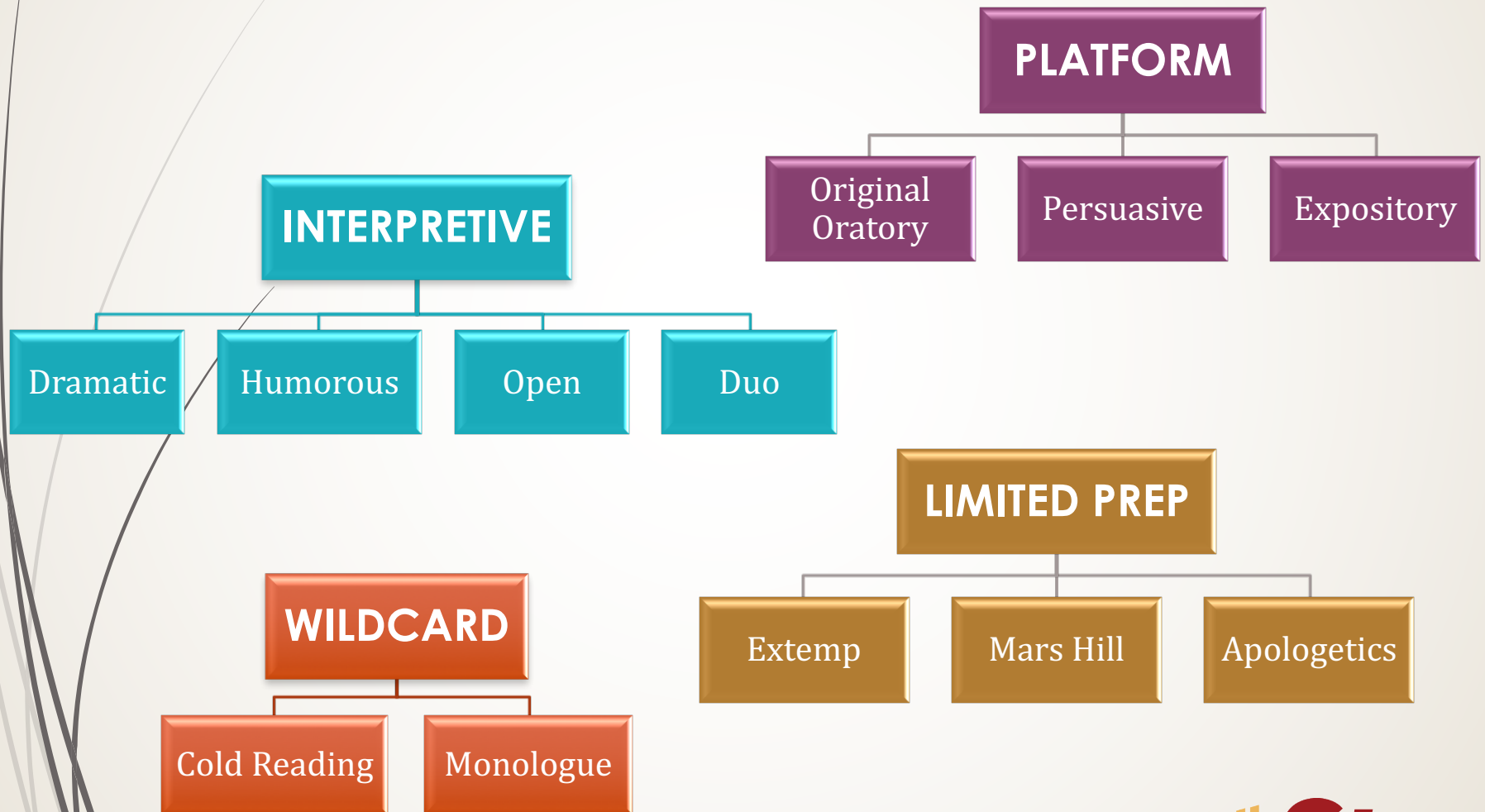
- Everyone is experienced!
- May be multiple judges in the room
- Set aside personal bias and expertise
- **Be responsive!**
- No discussion with speakers
- No consultation with one another



# The setting...

- Turn off cell phones
- Sit front and center
- Wait for all judges before starting round
- Stay until every competitor has presented
- Write on ballots after each speech with a blue or black ink pen
- Competitors may speak out of listed order
- Audience members may come and go

# The events...





# PLATFORM

A prepared speech, written by the competitor with the purpose of informing, exposing, entertaining, inspiring, or persuading on a topic.

➡ Memorized



# PLATFORM

```
graph TD; PLATFORM[PLATFORM] --> OriginalOratory[Original Oratory]; PLATFORM --> Persuasive[Persuasive]; PLATFORM --> Expository[Expository]; OriginalOratory --> WideOpen[Wide open]; Persuasive --> PersuasiveElements[Persuasive Elements]; Expository --> Visuals[Visuals and Props];
```

Original Oratory

Persuasive

Expository

Wide open

Persuasive  
Elements

Visuals  
and Props



# INTERPRETIVE

In all interpretive events, competitors write, or select and analyze literature, then bring it to life through the creative use of voice, movement, and facial expression without the use of costumes or props.

- Author and Title identified
- Memorized

# INTERPRETIVE

Dramatic



Serious

Humorous



Light-hearted

Open



Serious or Light-hearted  
Multiple pieces allowed

May be written  
by student

Duo



2 speakers =  
1 speech

No direct contact

# LIMITED PREP

Competitors get a limited time to prepare for a speech on a topic that is given to them at the speech event. Preparation before the tournament is described in the event rules.

- Spontaneously prepared
- Varied time limits
- Copy of topics/questions provided
- Chosen topic stated by student
- Timekeeper provided

# LIMITED PREP

Extemp

Mars Hill

Apologetics

- Current event question answered
- 30 minutes of prep time (in a separate room)
- 7 minute speech
- One 3 x 5 card allowed



# LIMITED PREP

Extemp

Mars Hill

Apologetics

- Addresses the appeal & impact of cultural media to find common ground with biblical truths in 7 categories
- 4 minutes to prepare 6 minute speech
- May use a notebook of research to prepare
- May use one note card during speech



# LIMITED PREP

Extemp

Mars Hill

Apologetics

- Identifies shared human experience
- Explains the significance of the topic
- Conversational tone of speaking



# LIMITED PREP

Extemp

Mars Hill

Apologetics

- ▶ 100 questions in 6 categories
- ▶ 4 minutes to prepare a 6 minute speech
- ▶ May use researched card file and a Bible to prepare
- ▶ Multiple note cards allowed in presentation



# LIMITED PREP

Extemp

Mars Hill

Apologetics

**Apologetics: to give an explanation or defense**

*... always being prepared to make a defense to anyone who asks you for a reason for the hope that is in you; yet do it with gentleness and respect. 1*

Peter 3:15 (ESV)

**Apologetics is a unique event;  
Content is Key**





# LIMITED PREP

Extemp

Mars Hill

Apologetics

- Apologetics is a thoughtful, intellectual, **analysis** of a question of faith or doctrine.
- Apologetics **communicates** a rational basis for faith and theological truth to others.
- Apologetics **may or may not** be an evangelistic opportunity



# LIMITED PREP

Extemp

Mars Hill

Apologetics

- ▶ Judges should be in agreement with the Stoa Statement of Faith. (copy available at end of slides)
- ▶ The speaker should craft the speech in a persuasive manner using:
  - ▶ Scripture
  - ▶ Outside sources



# WILDCARD

## Cold Reading

- 2 minutes prep
- No time limit – set script
- Focus is on voice presentation



# WILDCARD

## Monologue

- Thoughts or voice from a single persona
- Dramatic or Humorous
- Well defined course of thought



# Ballots...

## Two Types:

Check for conflicts →

**Stoa Tabulation Ballot**

Name: \_\_\_\_\_ Room: \_\_\_\_\_  
 Original Oratory: \_\_\_\_\_  
 Record: \_\_\_\_\_

Signature: \_\_\_\_\_

Welcome!

We are delighted that you have joined us today and we are grateful for your willingness to volunteer your time.

- This is the first page of your ballot packet. This page is the official tabulation ballot where you will rank the students. Attached to this page is a set of student evaluation ballots, one for each student, where you can give individual comments and feedback.
- On the back of this sheet are the rules for this event. Please read the rules before the competition round begins.
- The students are listed on this form in the order that they are scheduled to speak. They may come to the room in a different order than they are listed. This is not a problem but do make sure you put the right name with the right speech. List down the topic of the speech to help you remember.
- At the end of the competition round, rank the presentations 1 (best), 2 (second best) etc. Record this in the original rank section of the worksheet.
- If a student has violated one of the "mandatory penalty" items (use of script, failure to state topic or situation, etc.), record the penalty in the "penalties" section of the worksheet. Use of script is a +2, all other penalties are +1.
- Add the penalty to the original rank. If the penalties create ties, the higher rank goes to the student without a penalty. The ballot checkers will assist you if you have questions.
- Fill in the final rank on the worksheet and then circle the corresponding rank on each of the student ballots.
- Write as many comments as you can on the student ballots.
- Please use a blue or black pen when filling out the ballots.

Thank you so much for your time!

Speaker	Topic	Original Rank	Penalties	Re-Ranking	Final Rank

Tabulation Ballot:  
Rank


**ORIGINAL ORATORY STUDENT BALLOT**

Speaker: \_\_\_\_\_  
 Room: \_\_\_\_\_  
 Judge: \_\_\_\_\_  
 Round: \_\_\_\_\_ Duration: \_\_\_\_\_  
 Event time: 10:00

Selection: \_\_\_\_\_

(Rank each box 1 (poor)–5 (excellent))	Evaluate	Comments		
<b>CONTENT AND REASONING</b>				
Clear thesis statement establishing focus of speech	1 * * * 5			
Builds interest for the audience	1 * * * 5			
Addresses topic in a unique, inventive way	1 * * * 5			
Develops emotional and intellectual intent of topic	1 * * * 5			
Uses adequate supporting materials and creative illustrations	1 * * * 5			
<b>ORGANIZATION</b>				
Captures attention and introduces subject in an interesting and relevant manner	1 * * * 5			
Uses effective transitions between each part of the speech	1 * * * 5			
Concludes speech by tying all the elements together	1 * * * 5			
<b>BEHIOREIC</b>				
Explains concepts effectively	1 * * * 5			
Crafts speech in an engaging, creative, and unique manner	1 * * * 5			
Builds credibility with audience	1 * * * 5			
Sincerely presents claims to evoke emotional response	1 * * * 5			
Logically persuades and presents ideas in a way that makes sense	1 * * * 5			
Connects to the audience in an engaging and sincere manner	1 * * * 5			
<b>DELIVERY</b>				
Suitable energy, vocal intensity, pacing and pauses	1 * * * 5			
Proper articulation, tone/pitch, rate and inflection	1 * * * 5			
Makes consistent eye contact	1 * * * 5			
Gestures and movement contribute to the presentation	1 * * * 5			
Finishes speech within the time limit	1 * * * 5			
Demonstrates general professionalism	1 * * * 5			
Effective presentation	1 * * * 5			
<b>PENALTIES:</b> Use of script (2 rank) = Total penalty in rank(s)				
<b>FINAL RANK WITHIN ROUND: (Circle one)</b>				
#1 First	#2 Second	#3 Third	#4 Fourth	#5 Fifth & below

REASON FOR RANKING: (Use back of sheet for additional comments)

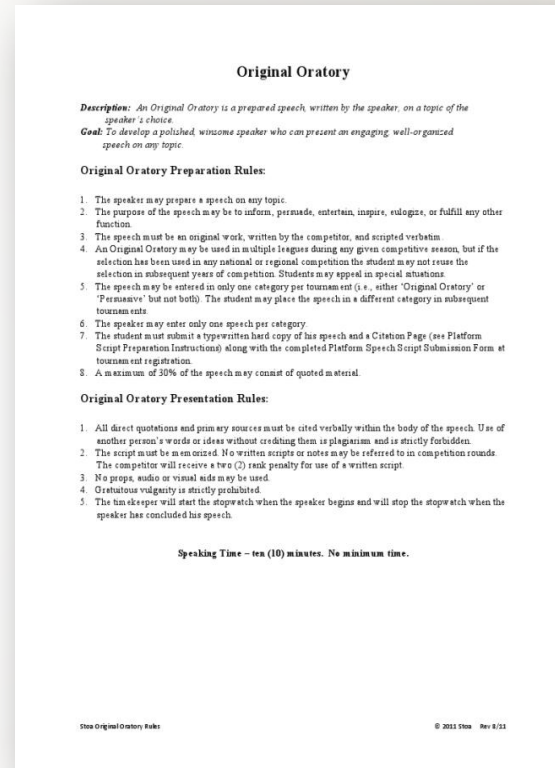
 Stoa

© Stoa USA Rev 8/16

Student Ballots:  
Report and Educate

# Tabulation Ballot...

- Please read rules on reverse side
- Tabulation ballot is not seen by students



# Student Ballot...

- Copy speaker, room, and round from Tab Ballot (Please use dark ink)
- Judge = you!
- Jot down topic
- Duration = length of speech and considered a ballot criteria
- No minimum time limits

**ORIGINAL ORATORY  
STUDENT BALLOT**

Speaker: \_\_\_\_\_

Room: \_\_\_\_\_


Judge: \_\_\_\_\_

Round: \_\_\_\_\_

Duration: \_\_\_\_\_  
Event time 10:00

Selection: \_\_\_\_\_

(Rank each box 1 (poor) - 5 (excellent))	Evaluate	Comments		
<b>CONTENT AND REASONING</b>				
Clear thesis statement establishing focus of speech	1 * * * 5			
Builds interest for the audience	1 * * * 5			
Addresses topic in a unique, inventive way	1 * * * 5			
Develops emotional and intellectual intent of topic	1 * * * 5			
Uses adequate supporting materials and creative illustrations	1 * * * 5			
<b>ORGANIZATION</b>				
Captures attention and introduces subject in an interesting and relevant manner	1 * * * 5			
Uses effective transitions between each part of the speech	1 * * * 5			
Concludes speech by tying all the elements together	1 * * * 5			
<b>RHETORIC</b>				
Explains concepts effectively	1 * * * 5			
Crafts speech in an engaging, creative, and unique manner	1 * * * 5			
Builds credibility with audience	1 * * * 5			
Sincerely presents claims to evoke emotional response	1 * * * 5			
Logically persuades and presents ideas in a way that makes sense	1 * * * 5			
Connects to the audience in an engaging and sincere manner	1 * * * 5			
<b>DELIVERY</b>				
Suitable energy, vocal intensity, pacing and pauses	1 * * * 5			
Proper articulation, tone/pitch, rate and inflection	1 * * * 5			
Makes consistent eye contact	1 * * * 5			
Gestures and movement contribute to the presentation	1 * * * 5			
Finishes speech within the time limit	1 * * * 5			
Demonstrates general professionalism	1 * * * 5			
Effective presentation	1 * * * 5			
<b>PENALTIES:</b> Use of script (2 ranks) = Total penalty in rank(s)				
<b>FINAL RANK WITHIN ROUND: (Circle one)</b>				
#1 First	#2 Second	#3 Third	#4 Fourth	#5 Fifth & below
REASON FOR RANKING: (Use back of sheet for additional comments)				



© Stoa USA Rev 8/16

# Student Ballot...

## Using Rules and Ballot Criteria:

- Rate the student's performance on "Evaluate" scale.


*The numbers are not used by the tournament to determine points or rank.*

**ORIGINAL ORATORY STUDENT BALLOT**

Speaker: \_\_\_\_\_  
 Room: \_\_\_\_\_  
 Judge: \_\_\_\_\_  
 Round: \_\_\_\_\_ Duration: \_\_\_\_\_  
 Event time 10:00

Selection: \_\_\_\_\_

(Rank each box 1 (poor)...5 (excellent))	Evaluate	Comments		
<b>CONTENT AND REASONING</b>				
Clear thesis statement establishing focus of speech	1 * * * 5			
Builds interest for the audience	1 * * * 5			
Addresses topic in a unique, inventive way	1 * * * 5			
Develops emotional and intellectual intent of topic	1 * * * 5			
Uses adequate supporting materials and creative illustrations	1 * * * 5			
<b>ORGANIZATION</b>				
Captures attention and introduces subject in an interesting and relevant manner	1 * * * 5			
Uses effective transitions between each part of the speech	1 * * * 5			
Concludes speech by tying all the elements together	1 * * * 5			
<b>RHETORIC</b>				
Explains concepts effectively	1 * * * 5			
Crafts speech in an engaging, creative, and unique manner	1 * * * 5			
Builds credibility with audience	1 * * * 5			
Sincerely presents claims to evoke emotional response	1 * * * 5			
Logically persuades and presents ideas in a way that makes sense	1 * * * 5			
Connects to the audience in an engaging and sincere manner	1 * * * 5			
<b>DELIVERY</b>				
Suitable energy, vocal intensity, pacing and pauses	1 * * * 5			
Proper articulation, tone/pitch, rate and inflection	1 * * * 5			
Makes consistent eye contact	1 * * * 5			
Gestures and movement contribute to the presentation	1 * * * 5			
Finishes speech within the time limit	1 * * * 5			
Demonstrates general professionalism	1 * * * 5			
Effective presentation	1 * * * 5			
<b>PENALTIES:</b> Use of script (2 ranks) Total penalty in ranks: _____				
<b>FINAL RANK WITHIN ROUND:</b> (Circle one)				
#1 First	#2 Second	#3 Third	#4 Fourth	#5 Fifth & below
REASON FOR RANKING: (Use back of sheet for additional comments)				


 Stoa  
 © Stoa USA Rev 8/16



# Student Ballot...

## In Comments section:

- Report what you saw
- Educate student:
  - ❖ what worked
  - ❖ what didn't


ORIGINAL ORATORY STUDENT BALLOT		Speaker:		
		Room:		
		Judge:		
		Round:		
		Duration: Event time 10:00		
Selection: _____				
(Rank each box 1 (poor) - 5 (excellent))	Evaluate	Comments		
<b>CONTENT AND REASONING</b>				
Clear thesis statement establishing focus of speech	1 * * * 5			
Builds interest for the audience	1 * * * 5			
Addresses topic in a unique, inventive way	1 * * * 5			
Develops emotional and intellectual intent of topic	1 * * * 5			
Uses adequate supporting materials and creative illustrations	1 * * * 5			
<b>ORGANIZATION</b>				
Captures attention and introduces subject in an interesting and relevant manner	1 * * * 5			
Uses effective transitions between each part of the speech	1 * * * 5			
Concludes speech by tying all the elements together	1 * * * 5			
<b>RHETORIC</b>				
Explains concepts effectively	1 * * * 5			
Crafts speech in an engaging, creative, and unique manner	1 * * * 5			
Builds credibility with audience	1 * * * 5			
Sincerely presents claims to evoke emotional response	1 * * * 5			
Logically persuades and presents ideas in a way that makes sense	1 * * * 5			
Connects to the audience in an engaging and sincere manner	1 * * * 5			
<b>DELIVERY</b>				
Suitable energy, vocal intensity, pacing and pauses	1 * * * 5			
Proper articulation, tone/pitch, rate and inflection	1 * * * 5			
Makes consistent eye contact	1 * * * 5			
Gestures and movement contribute to the presentation	1 * * * 5			
Finishes speech within the time limit	1 * * * 5			
Demonstrates general professionalism	1 * * * 5			
Effective presentation	1 * * * 5			
<b>PENALTIES:</b> Use of script (2 ranks) = Total penalty in ranks				
<b>FINAL RANK WITHIN ROUND:</b> (Circle one)				
#1 First	#2 Second	#3 Third	#4 Fourth	#5 Fifth & below
REASON FOR RANKING: (Use back of sheet for additional comments)				
		© Stoa USA <span style="float: right;">Rev 8/16</span>		

Reminder: Time between speakers is limited.

# Penalties

➔ Note any violations


**ORIGINAL ORATORY  
STUDENT BALLOT**



Speaker:	
Room:	
Judge:	
Round:	Duration:
	Event time 10:00

Selection: \_\_\_\_\_

(Rank each box 1 (poor)...5 (excellent))	Evaluate	Comments		
<b>CONTENT AND REASONING</b>				
Clear thesis statement establishing focus of speech	1 ● ● ● 5			
Builds interest for the audience	1 ● ● ● 5			
Addresses topic in a unique, inventive way	1 ● ● ● 5			
Develops emotional and intellectual intent of topic	1 ● ● ● 5			
Uses adequate supporting materials and creative illustrations	1 ● ● ● 5			
<b>ORGANIZATION</b>				
Captures attention and introduces subject in an interesting and relevant manner	1 ● ● ● 5			
Uses effective transitions between each part of the speech	1 ● ● ● 5			
Concludes speech by tying all the elements together	1 ● ● ● 5			
<b>RHETORIC</b>				
Explains concepts effectively	1 ● ● ● 5			
Crafts speech in an engaging, creative, and unique manner	1 ● ● ● 5			
Builds credibility with audience	1 ● ● ● 5			
Sincerely presents claims to evoke emotional response	1 ● ● ● 5			
Logically persuades and presents ideas in a way that makes sense	1 ● ● ● 5			
Connects to the audience in an engaging and sincere manner	1 ● ● ● 5			
<b>DELIVERY</b>				
Suitable energy, vocal intensity, pacing and pauses	1 ● ● ● 5			
Proper articulation, tone/pitch, rate and inflection	1 ● ● ● 5			
Makes consistent eye contact	1 ● ● ● 5			
Gestures and movement contribute to the presentation	1 ● ● ● 5			
Finishes speech within the time limit	1 ● ● ● 5			
Demonstrates general professionalism	1 ● ● ● 5			
Effective presentation	1 ● ● ● 5			
<b>PENALTIES:</b>	Use of script (2 ranks) =	Total penalty in rank(s) _____		
<b>FINAL RANK WITHIN ROUND: (Circle one)</b>				
#1 First	#2 Second	#3 Third	#4 Fourth	#5 Fifth & below
REASON FOR RANKING: (Use back of sheet for additional comments)				

© Stoa USA  **Stoa** Rev 8/16

# Ranking

Set ranking without penalties considered

Stacking ballots  
to order speakers

**ORIGINAL ORATORY STUDENT BALLOT**

Selection: \_\_\_\_\_

Speaker: **Ben Franklin**

Room: \_\_\_\_\_

Judge: \_\_\_\_\_

Round: \_\_\_\_\_ Duration: Event time 10:00

---

**ORIGINAL ORATORY STUDENT BALLOT**

Selection: \_\_\_\_\_

Speaker: **Marie Curie**

Room: \_\_\_\_\_

Judge: \_\_\_\_\_

Round: \_\_\_\_\_ Duration: Event time 10:00

---

**ORIGINAL ORATORY STUDENT BALLOT**

Selection: \_\_\_\_\_

Speaker: **Mark Twain**

Room: \_\_\_\_\_

Judge: \_\_\_\_\_

Round: \_\_\_\_\_ Duration: Event time 10:00

(Rank each box 1 (poor)...5 (excellent))	Evaluate	Comments		
<b>CONTENT AND REASONING</b>				
Clear thesis statement establishing focus of speech	1 ● ● ● 5			
Builds interest for the audience	1 ● ● ● 5			
Addresses topic in a unique, inventive way	1 ● ● ● 5			
Develops emotional and intellectual intent of topic	1 ● ● ● 5			
Uses adequate supporting materials and creative illustrations	1 ● ● ● 5			
<b>ORGANIZATION</b>				
Captures attention and introduces subject in an interesting and relevant manner	1 ● ● ● 5			
Uses effective transitions between each part of the speech	1 ● ● ● 5			
Concludes speech by tying all the elements together	1 ● ● ● 5			
<b>RHETORIC</b>				
Explains concepts effectively	1 ● ● ● 5			
Crafts speech in an engaging, creative, and unique manner	1 ● ● ● 5			
Builds credibility with audience	1 ● ● ● 5			
Sincerely presents claims to evoke emotional response	1 ● ● ● 5			
Logically persuades and presents ideas in a way that makes sense	1 ● ● ● 5			
Connects to the audience in an engaging and sincere manner	1 ● ● ● 5			
<b>DELIVERY</b>				
Suitable energy, vocal intensity, pacing and pauses	1 ● ● ● 5			
Proper articulation, tone/pitch, rate and inflection	1 ● ● ● 5			
Makes consistent eye contact	1 ● ● ● 5			
Gestures and movement contribute to the presentation	1 ● ● ● 5			
Finishes speech within the time limit	1 ● ● ● 5			
Demonstrates general professionalism	1 ● ● ● 5			
Effective presentation	1 ● ● ● 5			
<b>PENALTIES:</b> Use of script (2 ranks) = Total penalty in rank(s)				
<b>FINAL RANK WITHIN ROUND:</b> (Circle one)				
#1 First	#2 Second	#3 Third	#4 Fourth	#5 Fifth & below
REASON FOR RANKING: (Use back of sheet for additional comments)				

Comments

#5 Fifth & below

#5 Fifth & below

Rev 8/16

Rev 8/16



# Tab Ballot...

- Using criteria on rules and ballots
  - Order speakers from 1<sup>st</sup> to last
  - Add penalty points
  - No penalty – Carry forward to Final Rank
- See Ballot Return to complete**

**Site Tabulation Ballot**

Name: \_\_\_\_\_ Room: \_\_\_\_\_

Original Oratory \_\_\_\_\_  
 Round: \_\_\_\_\_

Signature: \_\_\_\_\_

Welcome!

We are delighted that you have joined us today and we are grateful for your willingness to volunteer your time.

- This is the first page of your ballot packet. This page is the official tabulation ballot where you will rank the students. Attached to this page is a set of student evaluation ballots, one for each student, where you can give individual comments and feedback.
- On the back of this sheet are the rules for this event. Please read the rules before the competition round begins.
- The students are listed on this form in the order that they are scheduled to speak. They may come to the room in a different order than they are listed. This is not a problem but do make sure you put the right name with the right speech. Jot down the topic of the speech to help you remember.
- At the end of the competition round, rank the presentations 1 (best), 2 (second best) etc. Record this in the original rank section of the worksheet.
- If a student has violated one of the "mandatory penalty" items (use of script, failure to state topic or thesis/author, etc.), record the penalty in the "penalties" section of the worksheet. (Use of script is a +1, all other penalties are +1).
- Add the penalty to the original rank. If the penalties create ties, the higher rank goes to the student without a penalty. The ballot checkers will assist you if you have questions.
- Fill in the final rank on the worksheet and then circle the communication rank on each of the student

Speaker	TOPIC	ORIGINAL RANK	PENALTIES	RE-RANKING	FINAL RANK
<i>Mark Twain</i>	<i>Cave Tours</i>	1	+	=	1
<i>Alexander Hamilton</i>	<i>Savings Plan</i>	7	+	=	7
<i>Harriett Tubman</i>	<i>Railroad Ties</i>	3	+	=	3
<i>Ronald Reagan</i>	<i>Demolition</i>	2	+	=	2
<i>Marie Curie</i>	<i>Neon Lights</i>	4	+ 1	=	4
<i>Martin Luther King Jr.</i>	<i>Living the Dream</i>	6	+	=	6
<i>Queen Esther</i>	<i>The Time Is Now</i>	8	+	=	8
<i>Benjamin Franklin</i>	<i>Keys To Success</i>	5	+	=	5

# Educate...

## Complete Comments-

- Something done well
- Something needing improvement

## Circle Individual Rank

- For ranks 5-8
- Circle 5<sup>th</sup> and Below

## Reason for ranking-

- Compared to others in round

**ORIGINAL ORATORY  
STUDENT BALLOT**

Speaker: \_\_\_\_\_  
Room: \_\_\_\_\_  
Judge: \_\_\_\_\_  
Round: \_\_\_\_\_ Duration: \_\_\_\_\_  
Event time 10:00

Selection: \_\_\_\_\_

(Rank each box 1 (poor)...5 (excellent))	Evaluate	Comments		
<b>CONTENT AND REASONING</b>				
Clear thesis statement establishing focus of speech	1 . . . . 5			
Builds interest for the audience	1 . . . . 5			
Addresses topic in a unique, inventive way	1 . . . . 5			
Develops emotional and intellectual intent of topic	1 . . . . 5			
Uses adequate supporting materials and creative illustrations	1 . . . . 5			
<b>ORGANIZATION</b>				
Captures attention and introduces subject in an interesting and relevant manner	1 . . . . 5			
Uses effective transitions between each part of the speech	1 . . . . 5			
Concludes speech by tying all the elements together	1 . . . . 5			
<b>RHETORIC</b>				
Explains concepts effectively	1 . . . . 5			
Crafts speech in an engaging, creative, and unique manner	1 . . . . 5			
Builds credibility with audience	1 . . . . 5			
Sincerely presents claims to evoke emotional response	1 . . . . 5			
Logically persuades and presents ideas in a way that makes sense	1 . . . . 5			
Connects to the audience in an engaging and sincere manner	1 . . . . 5			
<b>DELIVERY</b>				
Suitable energy, vocal intensity, pacing and pauses	1 . . . . 5			
Proper articulation, tone/pitch, rate and inflection	1 . . . . 5			
Makes consistent eye contact	1 . . . . 5			
Gestures and movement contribute to the presentation	1 . . . . 5			
Finishes speech within the time limit	1 . . . . 5			
Demonstrates general professionalism	1 . . . . 5			
Effective presentation	1 . . . . 5			
<b>PENALTIES:</b> Use of script (2 ranks) _____ = Total penalty in rank(s) _____				
<b>FINAL RANK WITHIN ROUND: (Circle one)</b>				
#1 First	#2 Second	#3 Third	#4 Fourth	#5 Fifth & below
REASON FOR RANKING: (Use back of sheet for additional comments)				

© Stoa USA Rev 8/16

# After you have heard all the speakers...

- Go immediately to the Ballot Return room
- Do not confer with others
- Questions?  
Ask the Orientation Staff by Ballot Return

# Ballot is complete...

- Turn in to ballot return
- Wait for ballots to be reviewed
- Judge an event only once



# *Thank you!*

For investing your time  
in these students!



# Stoa Statement of Faith

- There is one God eternally existing in three persons: the Father, the Son (Jesus Christ), and the Holy Spirit.
- Man is sinful and therefore separated from God, who is holy and perfect.
- Jesus Christ paid the eternal penalties for our sin through His death on the cross.
- Jesus Christ also resurrected bodily and ascended into heaven and will return one day to fulfill His kingdom.
- Only through Jesus Christ and the grace of His provision of salvation, may we be saved from eternal punishment, enter into God's family and receive eternal life.
- The Bible is the inspired, inerrant, infallible and authoritative Word of God and the truth for Christian faith and practice.